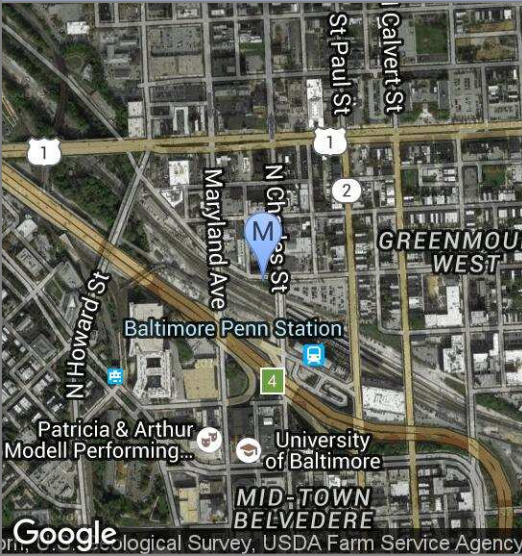




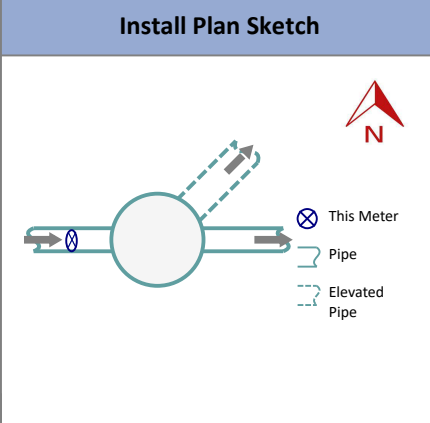
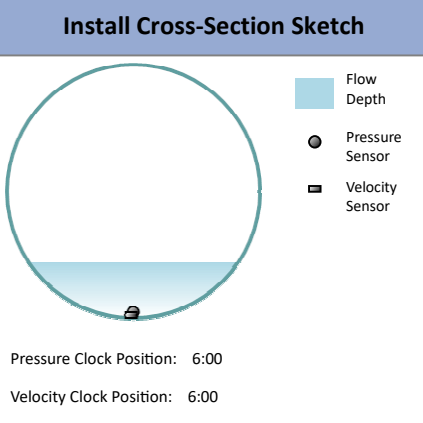
 The Choice for Collection System Solutions		Baltimore Baltimore City 1163		Site Name SSO_152_CHARLES	
Inspected By JD and PS		Project No. 17-2583-01		Site Code T	
Inspected Date/Time 7/7/2016 15:03					
System Information		Area Location Map		Area View Picture	
Target Pipe Dia. (in) 12.0 Municipality Baltimore City District Jones Falls Assigned Rain Gauge JF12RG Client Manhole # S33II_004MH Connecting MH I.D. S33II_018MH System Characteristics: Residential - <input checked="" type="checkbox"/> Commercial - <input checked="" type="checkbox"/> Industrial - <input type="checkbox"/> P/S Influence No WWTP Influence No					
Location Information				Top View Picture	
Site Address W Lanvale St and N Charles St Site Access Sidewalk Longitude -76.68910000 Latitude 39.24760000 MH Type Brick Manhole Depth (ft) 10.60 Manhole Width (ft) 4.0 Elevated MH No Height Elevated (ft) -1.0 Structural Integrity Safe		Access Notes Fence is Bolted at the top. Unscrew the bolts and move the fence for access. Bolt fence back before leaving site.			
Site Information		Investigation Photo		Installation Photo	
Pipe Height (in) 11.50 Pipe Width (in) 11.38 Pipe Type Lined Pipe Shape Circular O2 20.8 LEL % 0.0 H2S 0.0 CO 0.0					
Hydraulic Information		Hydraulic Characteristics		Installation Notes SSO_152_CHARLES	
Flow Depth (in) 2.50 Instant Velocity (fps) 1.25 Surcharge Evidence (ft) 0.00 Silt Type None Silt Depth (in) 0.00 Needs Cleaning No Backwater No Flow Path Straight Drop Inlet No Hydraulic Rating Good		Install Plan Sketch		Install Cross-Section Sketch	
Installation Notes					
Location in Pipe (ft) 11.5 Location from Manhole Upstream Sensors Pressure, Velocity, and Ultra Antenna Surface Non-Paved Surface Signal Strength 75		Pressure Clock Position: 6:00 Velocity Clock Position: 6:00			
Post Installation Notes		Approvals			
Meter Type ADS Triton+ Telemetry Type ADS Installation Date 7/28/2016		Recommended by FSP Yes 7/7/2016		Client Approval No 7/7/2016	

Lower Jones Falls Interc--- W Lanvale & N Charles - SSO Pipe Ht: 15.50" - Int Pipe Ht: 11.50"

Saturday

[illegible]

Lower Jones Falls Interc--- W Lanvale & N Charles - SSO Pipe Ht: 15.50" - Int Pipe Ht: 11.50"

Lower Jones Falls Interc--- W Lanvale & N Charles - SSO Pipe Ht: 15.50" - Int Pipe Ht: 11.50"

Sunday					Monday					Tuesday					Wednesday					Thursday					Friday					Saturday				
6/8/2025					6/9/2025					6/10/2025					6/11/2025					6/12/2025					6/13/2025					6/14/2025				
Hour	Dep	Vel	Flow	Rain	Hour	Dep	Vel	Flow	Rain	Hour	Dep	Vel	Flow	Rain	Hour	Dep	Vel	Flow	Rain	Hour	Dep	Vel	Flow	Rain	Hour	Dep	Vel	Flow	Rain					
0:00	0.0	0.0	0.000	0.00	0:00	0.0	0.0	0.000	0.00	0:00	0.0	0.0	0.000	0.00	0:00	0.0	0.0	0.000	0.00	0:00	0.0	0.0	0.000	0.00	0:00	0.0	0.0	0.000	0.00					
1:00	0.0	0.0	0.000	0.00	1:00	0.0	0.0	0.000	0.00	1:00	0.0	0.0	0.000	0.00	1:00	0.0	0.0	0.000	0.00	1:00	0.0	0.0	0.000	0.00	1:00	0.0	0.0	0.000	0.00					
2:00	0.0	0.0	0.000	0.00	2:00	0.0	0.0	0.000	0.00	2:00	0.0	0.0	0.000	0.00	2:00	0.0	0.0	0.000	0.00	2:00	0.0	0.0	0.000	0.00	2:00	0.0	0.0	0.000	0.00					
3:00	0.0	0.0	0.000	0.00	3:00	0.0	0.0	0.000	0.00	3:00	0.0	0.0	0.000	0.00	3:00	0.0	0.0	0.000	0.00	3:00	0.0	0.0	0.000	0.00	3:00	0.0	0.0	0.000	0.00					
4:00	0.0	0.0	0.000	0.00	4:00	0.0	0.0	0.000	0.00	4:00	0.0	0.0	0.000	0.00	4:00	0.0	0.0	0.000	0.00	4:00	0.0	0.0	0.000	0.00	4:00	0.0	0.0	0.000	0.00					
5:00	0.0	0.0	0.000	0.00	5:00	0.0	0.0	0.000	0.00	5:00	0.0	0.0	0.000	0.00	5:00	0.0	0.0	0.000	0.00	5:00	0.0	0.0	0.000	0.00	5:00	0.0	0.0	0.000	0.00					
6:00	0.0	0.0	0.000	0.00	6:00	0.0	0.0	0.000	0.00	6:00	0.0	0.0	0.000	0.00	6:00	0.0	0.0	0.000	0.00	6:00	0.0	0.0	0.000	0.00	6:00	0.0	0.0	0.000	0.00					
7:00	0.0	0.0	0.000	0.00	7:00	0.0	0.0	0.000	0.00	7:00	0.0	0.0	0.000	0.00	7:00	0.0	0.0	0.000	0.00	7:00	0.0	0.0	0.000	0.00	7:00	0.0	0.0	0.000	0.00					
8:00	0.0	0.0	0.000	0.00	8:00	0.0	0.0	0.000	0.00	8:00	0.0	0.0	0.000	0.16	8:00	0.0	0.0	0.000	0.00	8:00	0.0	0.0	0.000	0.00	8:00	0.0	0.0	0.000	0.00					
9:00	0.0	0.0	0.000	0.00	9:00	0.0	0.0	0.000	0.00	9:00	0.0	0.0	0.000	0.00	9:00	0.0	0.0	0.000	0.00	9:00	0.0	0.0	0.000	0.00	9:00	0.0	0.0	0.000	0.00					
10:00	0.0	0.0	0.000	0.00	10:00	0.0	0.0	0.000	0.00	10:00	0.0	0.0	0.000	0.00	10:00	0.0	0.0	0.000	0.00	10:00	0.0	0.0	0.000	0.00	10:00	0.0	0.0	0.000	0.00					
11:00	0.0	0.0	0.000	0.00	11:00	0.0	0.0	0.000	0.00	11:00	0.0	0.0	0.000	0.00	11:00	0.0	0.0	0.000	0.00	11:00	0.0	0.0	0.000	0.00	11:00	0.0	0.0	0.000	0.00					
12:00	0.0	0.0	0.000	0.00	12:00	0.0	0.0	0.000	0.00	12:00	0.0	0.0	0.000	0.00	12:00	0.0	0.0	0.000	0.00	12:00	0.0	0.0	0.000	0.00	12:00	0.0	0.0	0.000	0.00					
13:00	0.0	0.0	0.000	0.02	13:00	0.0	0.0	0.000	0.00	13:00	0.0	0.0	0.000	0.00	13:00	0.0	0.0	0.000	0.00	13:00	0.0	0.0	0.000	0.00	13:00	0.0	0.0	0.000	0.00					
14:00	0.0	0.0	0.000	0.01	14:00	0.0	0.0	0.000	0.00	14:00	0.0	0.0	0.000	0.00	14:00	0.0	0.0	0.000	0.00	14:00	0.0	0.0	0.000	0.00	14:00	0.0	0.0	0.000	0.00					
15:00	0.0	0.0	0.000	0.00	15:00	0.0	0.0	0.000	0.00	15:00	0.0	0.0	0.000	0.00	15:00	0.0	0.0	0.000	0.00	15:00	0.0	0.0	0.000	0.00	15:00	0.0	0.0	0.000	0.00					
16:00	0.0	0.0	0.000	0.00	16:00	0.0	0.0	0.000	0.00	16:00	0.0	0.0	0.000	0.00	16:00	0.0	0.0	0.000	0.00	16:00	0.0	0.0	0.000	0.00	16:00	0.0	0.0	0.000	0.00					
17:00	0.0	0.0	0.000	0.00	17:00	0.0	0.0	0.000	0.00	17:00	0.0	0.0	0.000	0.00	17:00	0.0	0.0	0.000	0.00	17:00	0.0	0.0	0.000	0.00	17:00	0.0	0.0	0.000	0.00					
18:00	0.0	0.0	0.000	0.00	18:00	0.0	0.0	0.000	0.00	18:00	0.0	0.0	0.000	0.00	18:00	0.0	0.0	0.000	0.00	18:00	0.0	0.0	0.000	0.00	18:00	0.0	0.0	0.000	0.00					
19:00	0.0	0.0	0.000	0.00	19:00	0.0	0.0	0.000	0.00	19:00	0.0	0.0	0.000	0.00	19:00	0.0	0.0	0.000	0.00	19:00	0.0	0.0	0.000	0.00	19:00	0.0	0.0	0.000	0.00					
20:00	0.0	0.0	0.000	0.01	20:00	0.0	0.0	0.000	0.00	20:00	0.0	0.0	0.000	0.00	20:00	0.0	0.0	0.000	0.00	20:00	0.0	0.0	0.000	0.00	20:00	0.0	0.0	0.000	0.00					
21:00	0.0	0.0	0.000	0.00	21:00	0.0	0.0	0.000	0.00	21:00	0.0	0.0	0.000	0.00	21:00	0.0	0.0	0.000	0.00	21:00	0.0	0.0	0.000	0.00	21:00	0.0	0.0	0.000	0.19					
22:00	0.0	0.0	0.000	0.00	22:00	0.0	0.0	0.000	0.00	22:00	0.0	0.0	0.000	0.00	22:00	0.0	0.0	0.000	0.00	22:00	0.0	0.0	0.000	0.00	22:00	0.0	0.0	0.000	0.01					
23:00	0.0	0.0	0.000	0.00	23:00	0.0	0.0	0.000	0.00	23:00	0.0	0.0	0.000	0.00	23:00	0.0	0.0	0.000	0.00	23:00	0.0	0.0	0.000	0.00	23:00	0.0	0.0	0.000	0.02					
Total			0.000	0.04	Total			0.000	0.00	Total			0.000	0.16	Total			0.000	0.00	Total			0.000	0.00	Total			0.000	0.20	Total			0.000	0.02
Average	0.0	0.0	0.000		Average	0.0	0.0	0.000		Average	0.0	0.0	0.000		Average	0.0	0.0	0.000		Average	0.0	0.0	0.000		Average	0.0	0.0	0.000		Average	0.0	0.0	0.000	
Min Value	0.0	0.0	0.000		Min Value	0.0	0.0	0.000		Min Value	0.0	0.0	0.000		Min Value	0.0	0.0	0.000		Min Value	0.0	0.0	0.000		Min Value	0.0	0.0	0.000		Min Value	0.0	0.0	0.000	
Max Value	0.0	0.0	0.000		Max Value	0.0	0.0	0.000		Max Value	0.0	0.0	0.000		Max Value	0.0	0.0	0.000		Max Value	0.0	0.0	0.000		Max Value	0.0	0.0	0.000		Max Value	0.0	0.0	0.000	

City of Baltimore Wet Weather Compliance Program
SSO_152_CHARLES_OF from 06/01/2025 to 08/31/2025

Lower Jones Falls Interc--- W Lanvale & N Charles - SSO Pipe Ht: 15.50" - Int Pipe Ht: 11.50"

Sunday	Monday	Tuesday	Wednesday	Thursday	Friday	Saturday
6/15/2025	6/16/2025	6/17/2025	6/18/2025	6/19/2025	6/20/2025	6/21/2025
Hour Dep Vel Flow Rain	Hour Dep Vel Flow Rain	Hour Dep Vel Flow Rain	Hour Dep Vel Flow Rain	Hour Dep Vel Flow Rain	Hour Dep Vel Flow Rain	Hour Dep Vel Flow Rain
0:00 0.0 0.0 0.000 0.02	0:00 0.0 0.0 0.000 0.19	0:00 0.0 0.0 0.000 0.01	0:00 0.0 0.0 0.000 0.03	0:00 0.0 0.0 0.000 0.00	0:00 0.0 0.0 0.000 0.00	0:00 0.0 0.0 0.000 0.00
1:00 0.0 0.0 0.000 0.03	1:00 0.0 0.0 0.000 0.24	1:00 0.0 0.0 0.000 0.00	1:00 0.0 0.0 0.000 0.00	1:00 0.0 0.0 0.000 0.00	1:00 0.0 0.0 0.000 0.00	1:00 0.0 0.0 0.000 0.00
2:00 0.0 0.0 0.000 0.00	2:00 0.0 0.0 0.000 0.01	2:00 0.0 0.0 0.000 0.01	2:00 0.0 0.0 0.000 0.05	2:00 0.0 0.0 0.000 0.00	2:00 0.0 0.0 0.000 0.00	2:00 0.0 0.0 0.000 0.00
3:00 0.0 0.0 0.000 0.01	3:00 0.0 0.0 0.000 0.00	3:00 0.0 0.0 0.000 0.00	3:00 0.0 0.0 0.000 0.30	3:00 0.0 0.0 0.000 0.00	3:00 0.0 0.0 0.000 0.00	3:00 0.0 0.0 0.000 0.00
4:00 0.0 0.0 0.000 0.01	4:00 0.0 0.0 0.000 0.01	4:00 0.0 0.0 0.000 0.00	4:00 0.0 0.0 0.000 0.00	4:00 0.0 0.0 0.000 0.00	4:00 0.0 0.0 0.000 0.00	4:00 0.0 0.0 0.000 0.00
5:00 0.0 0.0 0.000 0.00	5:00 0.0 0.0 0.000 0.00	5:00 0.0 0.0 0.000 0.00	5:00 0.0 0.0 0.000 0.00	5:00 0.0 0.0 0.000 0.00	5:00 0.0 0.0 0.000 0.00	5:00 0.0 0.0 0.000 0.00
6:00 0.0 0.0 0.000 0.00	6:00 0.0 0.0 0.000 0.00	6:00 0.0 0.0 0.000 0.00	6:00 0.0 0.0 0.000 0.00	6:00 0.0 0.0 0.000 0.00	6:00 0.0 0.0 0.000 0.00	6:00 0.0 0.0 0.000 0.00
7:00 0.0 0.0 0.000 0.00	7:00 0.0 0.0 0.000 0.00	7:00 0.0 0.0 0.000 0.00	7:00 0.0 0.0 0.000 0.00	7:00 0.0 0.0 0.000 0.00	7:00 0.0 0.0 0.000 0.00	7:00 0.0 0.0 0.000 0.00
8:00 0.0 0.0 0.000 0.01	8:00 0.0 0.0 0.000 0.00	8:00 0.0 0.0 0.000 0.00	8:00 0.0 0.0 0.000 0.00	8:00 0.0 0.0 0.000 0.00	8:00 0.0 0.0 0.000 0.00	8:00 0.0 0.0 0.000 0.00
9:00 0.0 0.0 0.000 0.00	9:00 0.0 0.0 0.000 0.01	9:00 0.0 0.0 0.000 0.00	9:00 0.0 0.0 0.000 0.00	9:00 0.0 0.0 0.000 0.00	9:00 0.0 0.0 0.000 0.00	9:00 0.0 0.0 0.000 0.00
10:00 0.0 0.0 0.000 0.00	10:00 0.0 0.0 0.000 0.02	10:00 0.0 0.0 0.000 0.00	10:00 0.0 0.0 0.000 0.00	10:00 0.0 0.0 0.000 0.00	10:00 0.0 0.0 0.000 0.00	10:00 0.0 0.0 0.000 0.00
11:00 0.0 0.0 0.000 0.00	11:00 0.0 0.0 0.000 0.00	11:00 0.0 0.0 0.000 0.00	11:00 0.0 0.0 0.000 0.00	11:00 0.0 0.0 0.000 0.00	11:00 0.0 0.0 0.000 0.00	11:00 0.0 0.0 0.000 0.00
12:00 0.0 0.0 0.000 0.00	12:00 0.0 0.0 0.000 0.03	12:00 0.0 0.0 0.000 0.00	12:00 0.0 0.0 0.000 0.00	12:00 0.0 0.0 0.000 0.00	12:00 0.0 0.0 0.000 0.00	12:00 0.0 0.0 0.000 0.00
13:00 0.0 0.0 0.000 0.00	13:00 0.0 0.0 0.000 0.18	13:00 0.0 0.0 0.000 0.00	13:00 0.0 0.0 0.000 0.00	13:00 0.0 0.0 0.000 0.00	13:00 0.0 0.0 0.000 0.00	13:00 0.0 0.0 0.000 0.00
14:00 0.0 0.0 0.000 0.00	14:00 0.0 0.0 0.000 0.27	14:00 0.0 0.0 0.000 0.00	14:00 0.0 0.0 0.000 0.10	14:00 0.0 0.0 0.000 0.00	14:00 0.0 0.0 0.000 0.00	14:00 0.0 0.0 0.000 0.00
15:00 0.0 0.0 0.000 0.01	15:00 0.0 0.0 0.000 0.02	15:00 0.0 0.0 0.000 0.00	15:00 0.0 0.0 0.000 0.02	15:00 0.0 0.0 0.000 0.00	15:00 0.0 0.0 0.000 0.00	15:00 0.0 0.0 0.000 0.00
16:00 0.0 0.0 0.000 0.00	16:00 0.0 0.0 0.000 0.00	16:00 0.0 0.0 0.000 0.00	16:00 0.0 0.0 0.000 0.00	16:00 0.0 0.0 0.000 0.45	16:00 0.0 0.0 0.000 0.00	16:00 0.0 0.0 0.000 0.00
17:00 0.0 0.0 0.000 0.00	17:00 0.0 0.0 0.000 0.01	17:00 0.0 0.0 0.000 0.00	17:00 0.0 0.0 0.000 0.00	17:00 0.0 0.0 0.000 0.10	17:00 0.0 0.0 0.000 0.00	17:00 0.0 0.0 0.000 0.00
18:00 0.0 0.0 0.000 0.00	18:00 0.0 0.0 0.000 0.00	18:00 0.0 0.0 0.000 0.00	18:00 0.0 0.0 0.000 0.00	18:00 0.0 0.0 0.000 0.00	18:00 0.0 0.0 0.000 0.00	18:00 0.0 0.0 0.000 0.00
19:00 0.0 0.0 0.000 0.00	19:00 0.0 0.0 0.000 0.00	19:00 0.0 0.0 0.000 0.00	19:00 0.0 0.0 0.000 0.00	19:00 0.0 0.0 0.000 0.00	19:00 0.0 0.0 0.000 0.00	19:00 0.0 0.0 0.000 0.00
20:00 0.0 0.0 0.000 0.00	20:00 0.0 0.0 0.000 0.01	20:00 0.0 0.0 0.000 0.00	20:00 0.0 0.0 0.000 0.00	20:00 0.0 0.0 0.000 0.00	20:00 0.0 0.0 0.000 0.00	20:00 0.0 0.0 0.000 0.00
21:00 0.0 0.0 0.000 0.00	21:00 0.0 0.0 0.000 0.00	21:00 0.0 0.0 0.000 0.00	21:00 0.0 0.0 0.000 0.00	21:00 0.0 0.0 0.000 0.00	21:00 0.0 0.0 0.000 0.00	21:00 0.0 0.0 0.000 0.00
22:00 0.0 0.0 0.000 0.12	22:00 0.0 0.0 0.000 0.01	22:00 0.0 0.0 0.000 0.00	22:00 0.0 0.0 0.000 0.00	22:00 0.0 0.0 0.000 0.00	22:00 0.0 0.0 0.000 0.00	22:00 0.0 0.0 0.000 0.00
23:00 0.0 0.0 0.000 0.01	23:00 0.0 0.0 0.000 0.00	23:00 0.0 0.0 0.000 0.00	23:00 0.0 0.0 0.000 0.00	23:00 0.0 0.0 0.000 0.00	23:00 0.0 0.0 0.000 0.00	23:00 0.0 0.0 0.000 0.00
Total 0.000 0.22	Total 0.000 1.01	Total 0.000 0.02	Total 0.000 0.50	Total 0.000 0.55	Total 0.000 0.00	Total 0.000 0.00
Average 0.0 0.0 0.000	Average 0.0 0.0 0.000	Average 0.0 0.0 0.000	Average 0.0 0.0 0.000	Average 0.0 0.0 0.000	Average 0.0 0.0 0.000	Average 0.0 0.0 0.000
Min Value 0.0 0.0 0.000	Min Value 0.0 0.0 0.000	Min Value 0.0 0.0 0.000	Min Value 0.0 0.0 0.000	Min Value 0.0 0.0 0.000	Min Value 0.0 0.0 0.000	Min Value 0.0 0.0 0.000
Max Value 0.0 0.0 0.000	Max Value 0.0 0.0 0.000	Max Value 0.0 0.0 0.000	Max Value 0.0 0.0 0.000	Max Value 0.0 0.0 0.000	Max Value 0.0 0.0 0.000	Max Value 0.0 0.0 0.000

Lower Jones Falls Interc--- W Lanvale & N Charles - SSO Pipe Ht: 15.50" - Int Pipe Ht: 11.50"

Lower Jones Falls Interc--- W Lanvale & N Charles - SSO Pipe Ht: 15.50" - Int Pipe Ht: 11.50"

[illegible]

Lower Jones Falls Interc--- W Lanvale & N Charles - SSO Pipe Ht: 15.50" - Int Pipe Ht: 11.50"

Lower Jones Falls Interc--- W Lanvale & N Charles - SSO Pipe Ht: 15.50" - Int Pipe Ht: 11.50"

[illegible]

Lower Jones Falls Interc--- W Lanvale & N Charles - SSO Pipe Ht: 15.50" - Int Pipe Ht: 11.50"

Lower Jones Falls Interc--- W Lanvale & N Charles - SSO Pipe Ht: 15.50" - Int Pipe Ht: 11.50"

Sunday					Monday					Tuesday					Wednesday					Thursday					Friday					Saturday					
7/6/2025					7/7/2025					7/8/2025					7/9/2025					7/10/2025					7/11/2025					7/12/2025					
Hour	Dep	Vel	Flow	Rain	Hour	Dep	Vel	Flow	Rain	Hour	Dep	Vel	Flow	Rain	Hour	Dep	Vel	Flow	Rain	Hour	Dep	Vel	Flow	Rain	Hour	Dep	Vel	Flow	Rain						
0:00	0.0	0.0	0.000	0.00	0:00	0.0	0.0	0.000	0.00	0:00	0.0	0.0	0.000	0.00	0:00	0.0	0.0	0.000	0.00	0:00	0.0	0.0	0.000	0.00	0:00	0.0	0.0	0.000	0.00						
1:00	0.0	0.0	0.000	0.00	1:00	0.0	0.0	0.000	0.00	1:00	0.0	0.0	0.000	0.00	1:00	0.0	0.0	0.000	0.00	1:00	0.0	0.0	0.000	0.00	1:00	0.0	0.0	0.000	0.00						
2:00	0.0	0.0	0.000	0.00	2:00	0.0	0.0	0.000	0.00	2:00	0.0	0.0	0.000	0.00	2:00	0.0	0.0	0.000	0.00	2:00	0.0	0.0	0.000	0.02	2:00	0.0	0.0	0.000	0.00						
3:00	0.0	0.0	0.000	0.00	3:00	0.0	0.0	0.000	0.00	3:00	0.0	0.0	0.000	0.00	3:00	0.0	0.0	0.000	0.00	3:00	0.0	0.0	0.000	0.00	3:00	0.0	0.0	0.000	0.00						
4:00	0.0	0.0	0.000	0.00	4:00	0.0	0.0	0.000	0.09	4:00	0.0	0.0	0.000	0.00	4:00	0.0	0.0	0.000	0.00	4:00	0.0	0.0	0.000	0.00	4:00	0.0	0.0	0.000	0.00						
5:00	0.0	0.0	0.000	0.00	5:00	0.0	0.0	0.000	0.00	5:00	0.0	0.0	0.000	0.00	5:00	0.0	0.0	0.000	0.00	5:00	0.0	0.0	0.000	0.00	5:00	0.0	0.0	0.000	0.00						
6:00	0.0	0.0	0.000	0.00	6:00	0.0	0.0	0.000	0.00	6:00	0.0	0.0	0.000	0.00	6:00	0.0	0.0	0.000	0.00	6:00	0.0	0.0	0.000	0.00	6:00	0.0	0.0	0.000	0.00						
7:00	0.0	0.0	0.000	0.00	7:00	0.0	0.0	0.000	0.06	7:00	0.0	0.0	0.000	0.00	7:00	0.0	0.0	0.000	0.00	7:00	0.0	0.0	0.000	0.00	7:00	0.0	0.0	0.000	0.00						
8:00	0.0	0.0	0.000	0.00	8:00	0.0	0.0	0.000	0.00	8:00	0.0	0.0	0.000	0.00	8:00	0.0	0.0	0.000	0.00	8:00	0.0	0.0	0.000	0.00	8:00	0.0	0.0	0.000	0.00						
9:00	0.0	0.0	0.000	0.00	9:00	0.0	0.0	0.000	0.00	9:00	0.0	0.0	0.000	0.00	9:00	0.0	0.0	0.000	0.00	9:00	0.0	0.0	0.000	0.00	9:00	0.0	0.0	0.000	0.00						
10:00	0.0	0.0	0.000	0.00	10:00	0.0	0.0	0.000	0.06	10:00	0.0	0.0	0.000	0.00	10:00	0.0	0.0	0.000	0.00	10:00	0.0	0.0	0.000	0.00	10:00	0.0	0.0	0.000	0.00						
11:00	0.0	0.0	0.000	0.00	11:00	0.0	0.0	0.000	0.02	11:00	0.0	0.0	0.000	0.00	11:00	0.0	0.0	0.000	0.00	11:00	0.0	0.0	0.000	0.00	11:00	0.0	0.0	0.000	0.00						
12:00	0.0	0.0	0.000	0.00	12:00	0.0	0.0	0.000	0.02	12:00	0.0	0.0	0.000	0.00	12:00	0.0	0.0	0.000	0.00	12:00	0.0	0.0	0.000	0.00	12:00	0.0	0.0	0.000	0.00						
13:00	0.0	0.0	0.000	0.00	13:00	0.0	0.0	0.000	0.02	13:00	0.0	0.0	0.000	0.00	13:00	0.0	0.0	0.000	0.00	13:00	0.0	0.0	0.000	0.00	13:00	0.0	0.0	0.000	0.00						
14:00	0.0	0.0	0.000	0.00	14:00	0.0	0.0	0.000	0.00	14:00	0.0	0.0	0.000	0.00	14:00	0.0	0.0	0.000	0.00	14:00	0.0	0.0	0.000	0.00	14:00	0.0	0.0	0.000	0.00						
15:00	0.0	0.0	0.000	0.00	15:00	0.0	0.0	0.000	0.00	15:00	0.0	0.0	0.000	0.00	15:00	0.0	0.0	0.000	0.00	15:00	0.0	0.0	0.000	0.00	15:00	0.0	0.0	0.000	0.00						
16:00	0.0	0.0	0.000	0.00	16:00	0.0	0.0	0.000	0.00	16:00	0.0	0.0	0.000	0.00	16:00	0.0	0.0	0.000	0.00	16:00	0.0	0.0	0.000	0.00	16:00	0.0	0.0	0.000	0.00						
17:00	0.0	0.0	0.000	0.00	17:00	0.0	0.0	0.000	0.00	17:00	0.0	0.0	0.000	0.01	17:00	0.0	0.0	0.000	0.00	17:00	0.0	0.0	0.000	0.00	17:00	0.0	0.0	0.000	0.00						
18:00	0.0	0.0	0.000	0.00	18:00	0.0	0.0	0.000	0.00	18:00	0.0	0.0	0.000	0.02	18:00	0.0	0.0	0.000	0.24	18:00	0.0	0.0	0.000	0.00	18:00	0.0	0.0	0.000	0.00						
19:00	0.0	0.0	0.000	0.00	19:00	0.0	0.0	0.000	0.00	19:00	0.0	0.0	0.000	0.00	19:00	0.0	0.0	0.000	0.19	19:00	0.0	0.0	0.000	0.00	19:00	0.0	0.0	0.000	0.00						
20:00	0.0	0.0	0.000	0.00	20:00	0.0	0.0	0.000	0.00	20:00	0.0	0.0	0.000	0.00	20:00	0.0	0.0	0.000	0.04	20:00	0.0	0.0	0.000	0.00	20:00	0.0	0.0	0.000	0.00						
21:00	0.0	0.0	0.000	0.00	21:00	0.0	0.0	0.000	0.00	21:00	0.0	0.0	0.000	0.00	21:00	0.0	0.0	0.000	0.01	21:00	0.0	0.0	0.000	0.00	21:00	0.0	0.0	0.000	0.00						
22:00	0.0	0.0	0.000	0.00	22:00	0.0	0.0	0.000	0.00	22:00	0.0	0.0	0.000	0.00	22:00	0.0	0.0	0.000	0.00	22:00	0.0	0.0	0.000	0.00	22:00	0.0	0.0	0.000	0.00						
23:00	0.0	0.0	0.000	0.00	23:00	0.0	0.0	0.000	0.00	23:00	0.0	0.0	0.000	0.00	23:00	0.0	0.0	0.000	0.00	23:00	0.0	0.0	0.000	0.00	23:00	0.0	0.0	0.000	0.00						
Total			0.000	0.00	Total			0.000	0.27	Total			0.000	0.03	Total			0.000	0.48	Total			0.000	0.02	Total			0.000	0.00	Total			0.000	0.00	
Average			0.0	0.0	0.000	Average			0.0	0.0	0.000	Average			0.0	0.0	0.000	Average			0.0	0.0	0.000	Average			0.0	0.0	0.000	Average			0.0	0.0	0.000
Min Value			0.0	0.0	0.000	Min Value			0.0	0.0	0.000	Min Value			0.0	0.0	0.000	Min Value			0.0	0.0	0.000	Min Value			0.0	0.0	0.000	Min Value			0.0	0.0	0.000
Max Value			0.0	0.0	0.000	Max Value			0.0	0.0	0.000	Max Value			0.0	0.0	0.000	Max Value			0.0	0.0	0.000	Max Value			0.0	0.0	0.000	Max Value			0.0	0.0	0.000

Lower Jones Falls Interc--- W Lanvale & N Charles - SSO Pipe Ht: 15.50" - Int Pipe Ht: 11.50"

Lower Jones Falls Interc--- W Lanvale & N Charles - SSO Pipe Ht: 15.50" - Int Pipe Ht: 11.50"

[illegible]

Lower Jones Falls Interc--- W Lanvale & N Charles - SSO Pipe Ht: 15.50" - Int Pipe Ht: 11.50"

Lower Jones Falls Interc--- W Lanvale & N Charles - SSO Pipe Ht: 15.50" - Int Pipe Ht: 11.50"

[illegible]

Lower Jones Falls Interc--- W Lanvale & N Charles - SSO Pipe Ht: 15.50" - Int Pipe Ht: 11.50"

Saturday

[illegible]

Lower Jones Falls Interc--- W Lanvale & N Charles - SSO Pipe Ht: 15.50" - Int Pipe Ht: 11.50"

Lower Jones Falls Interc--- W Lanvale & N Charles - SSO Pipe Ht: 15.50" - Int Pipe Ht: 11.50"

[illegible]

Lower Jones Falls Interc--- W Lanvale & N Charles - SSO Pipe Ht: 15.50" - Int Pipe Ht: 11.50"

Saturday

[illegible]

Lower Jones Falls Interc--- W Lanvale & N Charles - SSO Pipe Ht: 15.50" - Int Pipe Ht: 11.50"

Saturday

[illegible]

Lower Jones Falls Interc--- W Lanvale & N Charles - SSO Pipe Ht: 15.50" - Int Pipe Ht: 11.50"

Saturday

[illegible]

City of Baltimore Wet Weather Compliance Program

SSO_152_CHARLES_OF from 06/01/2025 to 08/31/2025

Lower Jones Falls Interc--- W Lanvale & N Charles - SSO Pipe Ht: 15.50" - Int Pipe Ht: 11.50"

Sunday

8/31/2025

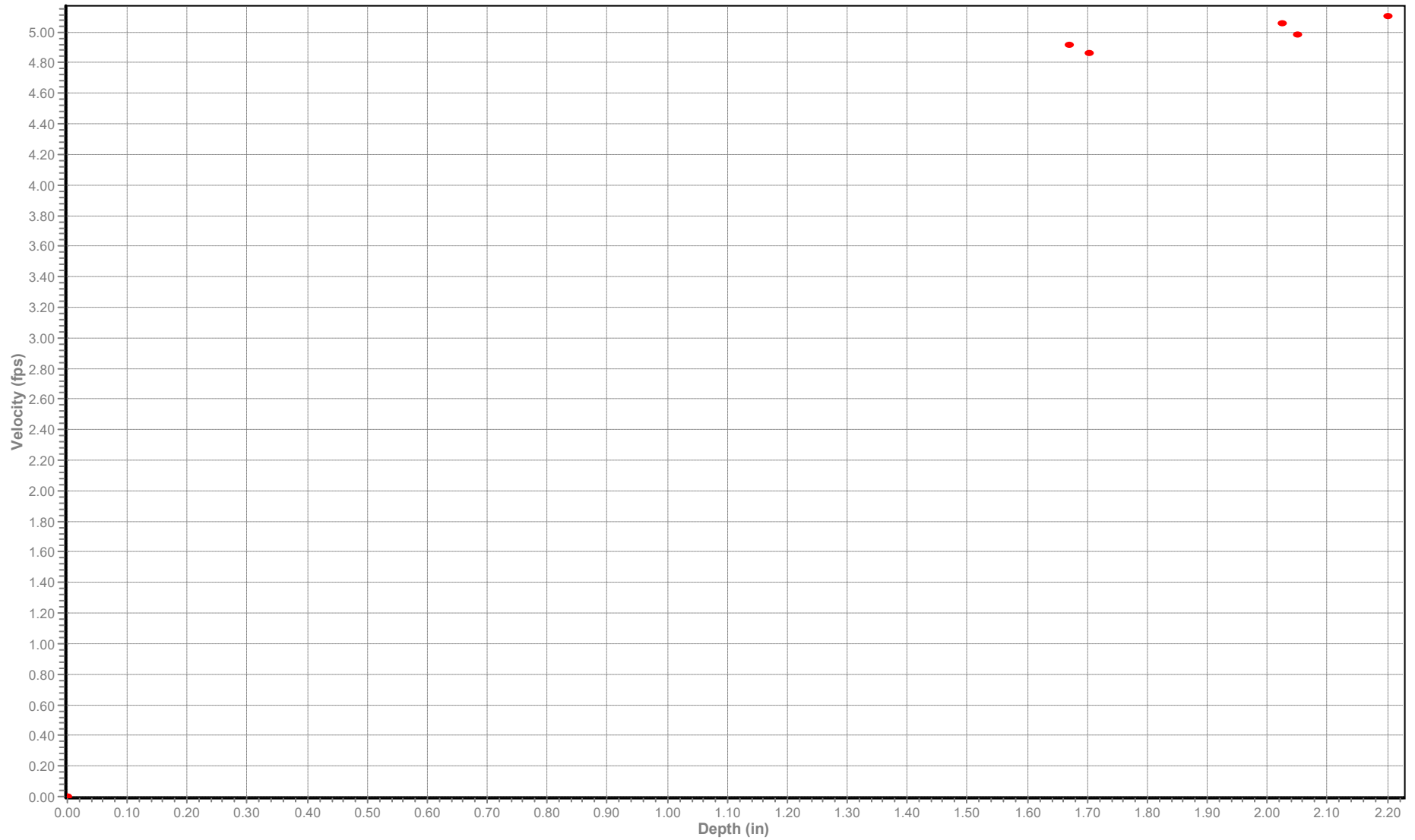
<u>Hour</u>	<u>Dep</u>	<u>Vel</u>	<u>Flow</u>	<u>Rain</u>
0:00	0.0	0.0	0.000	0.00
1:00	0.0	0.0	0.000	0.00
2:00	0.0	0.0	0.000	0.00
3:00	0.0	0.0	0.000	0.00
4:00	0.0	0.0	0.000	0.00
5:00	0.0	0.0	0.000	0.00
6:00	0.0	0.0	0.000	0.00
7:00	0.0	0.0	0.000	0.00
8:00	0.0	0.0	0.000	0.00
9:00	0.0	0.0	0.000	0.00
10:00	0.0	0.0	0.000	0.00
11:00	0.0	0.0	0.000	0.00
12:00	0.0	0.0	0.000	0.00
13:00	0.0	0.0	0.000	0.00
14:00	0.0	0.0	0.000	0.00
15:00	0.0	0.0	0.000	0.00
16:00	0.0	0.0	0.000	0.00
17:00	0.0	0.0	0.000	0.00
18:00	0.0	0.0	0.000	0.00
19:00	0.0	0.0	0.000	0.00
20:00	0.0	0.0	0.000	0.00
21:00	0.0	0.0	0.000	0.00
22:00	0.0	0.0	0.000	0.00
23:00	0.0	0.0	0.000	0.00

Total			0.000	0.00
Average	0.0	0.0	0.000	
Min Value	0.0	0.0	0.000	
Max Value	0.0	0.0	0.000	

City of Baltimore Wet Weather Compliance Program; SSO_152_CHARLES (06/01/25 to 09/01/25)

Lower Jones Falls Interc--- W Lanvale & N Charles - SSO Pipe Ht: 15.50" - Int Pipe Ht: 11.50"

☒ • Vfinal_OF (f/s)



Baltimore, MD